



LOOK BOOK

2024

Exterior Designs

You Enjoy Every Day

PROFENCEDESIGN.COM

203.900.7030

FAIRFIELD, CONNECTICUT



PRO FENCE *Design*

CALL

203.900.7030

EMAIL

contact@profencedesign.com

VISIT

profencedesign.com

PROFENCE DESIGN LLC.

222 Post Road
Fairfield, CT 06284

Licensed. Accredited. Insured. Warrantied.



INSIDE

Experience Us 5

Vinyl Designs 9

- Privacy
- Semi-Privacy
- Picket
- Ranch

Wood Designs 19

- Privacy
- Semi-Privacy
- Picket
- Ranch

Metal Designs 25

- Aluminum
- Chain-Link

Railing Designs 31

- Iron
- Aluminum
- Vinyl
- Wood
- Cable

Bespoke Designs 35

- Custom Vinyl Colors
- Black Fence
- Mixed Media
- Exotic Hardwoods
- Veneer Panels
- Full Custom

“ We had an idea what we wanted initially but the display of their models offered us much more and delivered everything we could have dreamed. ”

COURTNEY & DAN B. Fairfield CT



EXPERIENCE

PRO FENCE DESIGN



“ The most professional, well-presented scope of work and then product installation I have ever experienced in home improvement. ”

JONNY L. , Stamford CT

“ True collaborators. They responded to each of our ideas and changes in real-time and then delivered on them. ”

ALEX S. , Fairfield CT

“ Fast, efficient and remarkably cost-effective considering their level of professionalism. ”

LAUREN B. , Greenwich CT

OUR VALUE

At Pro Fence Design we don't just estimate, we **design and engineer exterior environments** by adhering to a professional set of standards that produce best-in-class home improvement projects.

WE RESEARCH

your location, style of home, and property before our visit

WE PREPARE

design drafts to collaborate with you for our first session

WE COLLECT

precise site measurements, distances, images and land grades

WE ENVISION

the entire job including the installation needs inherent to each location

WE DESIGN

using unique software with manufacturing CAAD drawings

WE "PROPOSE"

versus simply "estimate" with a detailed project overview and plan



OUR PROPOSAL

We put years of design and construction engineering practice into every project. Our full-color proposal includes information and imagery only we deliver.

DETAILED SITE PLAN

showing install lines and their measurements, site structures, land grades, terrain types, plus all design and install notes

SITE RENDERINGS

of your home with before-and-after images to see your future fence,...today

SITE PHOTOS

including captions to collaborate with clients and for us to plan a successful install

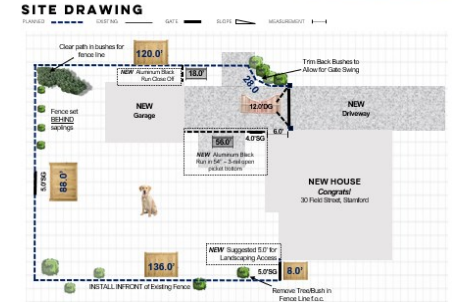
COST ESTIMATES BY LINE ITEM

for all models, options, add-ons and customizations with complete descriptions of each product and service

PROPOSAL #1SF30 FENCE DESIGN & INSTALLATION

FITZPATRICK Residence | 303 Field Street, Stamford CT

DATE: November 26, 2022
CLIENT: Mr. Steven Fitzpatrick (203) 420 4650
PHONE: 4615551100@gmail.com
EMAIL: cedarprivacy@pro-fence.com
PLAN: Cedar Privacy Picket Fence and Custom Gate
DESIGNER: John M.L. Pro-Fence Design Engineer
design@pro-fencedesign.com



MATERIALS & INSTALLATION ESTIMATE

ITEM	DESCRIPTION	VALUE
	380' 8" LINEAR FEET TONGUE & GROOVE, CAP & TRIM CEDAR FENCE High grade, white color, 1.0" x 8.0" cedar panels set between pressure treated 4x4 posts with New England style post caps. UPDATED: Includes top 22 galns sized at 1/2" with stainless steel, powder coated black hardware hinges and sections. Also includes New England cedar in order.	\$15,500
	12' 0" CEDAR TONGUE AND GROOVE STYLE-MATCHED, CONCAVE DOUBLE GATE, METAL REINFORCED FOR AUTOMATION + INSTALLATION Design and provide triple primary system, 4 metal pickets, 40x40 galns with concave profile built in order with metal reinforcing frame and cross members to enable automation system. Heavy duty hardware set into 4x4" posts set 2' in ground for maximum durability. CUSTOM BUILT ON SITE	\$2,250
	78' 0" 54" 3-RAIL, OPEN PICKET BOTTOM, CLOSED TOP ALUMINUM C7 based and reinforced SpeedRail aluminum sections in a 6" x 1.5" rail model with closed top and open picket bottoms in 6x6" sections	\$3,400
	MIGHTYMULE® GATE OPERATOR + INSTALLATION The MIGHTY-MULE provides control for gates installed as far as 1/2 mile from your home. Designed for heavy duty dual swing gates up to a maximum of 18 ft long or maximum weight of 800 lbs. Approximate opening time (90°), 14 seconds, depending on the weight of gate.	\$2,500
	MATERIAL PROCUREMENT, DELIVERY AND INSTALLATION ✓ All posts set in concrete footings ✓ Heavy duty galns used ✓ Site clean up ✓ Footings are dug to 30" minimum ✓ Each line checked for level and plumb ✓ Preference quality control checked after install	Included
	TWO-YEAR PRO FENCE WORKMANSHIP WARRANTY TWO-YEAR WARRANTY (WOOD) TEN-YEAR WARRANTY (ALUMINUM)	Included

PRE-INSTALLATION

Ahead of your install day, we are busy at work requirements that ensure a timely, code-compliant, sturdy, and appealing home improvement project.

UTILITIES CHECKED

with the *811 authority to verify your fence is clear of supply lines

MATERIALS READY

and waiting for loading onto our trucks and delivery

LINES CLEARED

of landscaping and brush or trimmed back prior to installation



INSTALLATION

Whether your install is one, two or three days, our teams get to work quickly. First, we “walk the line” with you to confirm install lines match expectations. Then, we dig, assemble, build, and check each fence section foot-by-foot.

FOOTINGS DUG

to 30” (or 6” drilled) with each post set into pre-mixed concrete

LINES ARE LEVELED

to the all-important “top” fence line of sight

ATTENTION PAID TO GATES

to ensure gates open, close, and latch smoothly



QUALITY CONTROL


We do not consider an install complete until it meets our tough standards. We detail the same to you in a scrutinized review of the install prior to obtaining your signoff.

SITE HAS BEEN CLEANED

leaving the area raked, blown out, and the fence washed down

20-POINT CHECKLIST

done by a crew manager covers every aspect of the install including all materials, fasteners and workmanship



AFTER-SALES SERVICE

The seasons may cause a fence line to shift in soil or rock after installation.. **OUR 2-YEAR WORKMANSHIP WARRANTY** quickly covers all normal occurrences.

CONCRETE SETTLEMENT


may cause posts to shift slightly– if so, we come out and reset them

GATE CLOSURES

can misalign for the same reason requiring minor hinge adjustments

RESET PICKETS

should any detach or not seat properly in their rails



WARRANTIES

Each of our manufacturers provide product warranties on their materials which we extend to each client.

2-YEARS WOOD

covers any wood cracking, warping, or dis-coloration

10-YEARS METALS

covers hardware and painted finishes should they fade or chip

20-YEARS VINYL

addresses any cracking, peeling or color fades



REFRESH & RENEW

Outside of warranty protections, accidents happen. We quickly assess and fix any and issues. We also make older fences and railings look new again.

MOWER DAMAGE

caused by rocks or contact with fence sections

FALLEN TREES OR BRANCHES

and the replacement of an entire section or just rails and pickets




VEHICLE CONTACT

and the re-installation of broken posts, sections, or gates

RECONDITIONING

by cleaning vinyl, wood and metals plus re-painting or staining





**PRIVACY, SEMI-PRIVACY,
PICKET AND RANCH**

VINYL *Designs*

Dozens of styles with endless
configuration and customization
options for all models

VINYL PRIVACY & SEMI-PRIVACY

as an authorized dealer and installer of Illusions® and All Island® panels



The market-standards Illusions® and All Island® vinyl fence sections are built in state-of-the-art facilities by NY-based companies that have been manufacturing and distributing professional fence products for over 40 years.

Tongue and groove privacy fence panels have 7/8" x 6" pickets, 1-1/2" x 5 1/2" top and bottom rails, a metal reinforcement, and 7/8" x 1" U-channel edgings to add an attractive aesthetic to each privacy panel.

Select Privacy Models

specified from 4.0' H to the standard 6.0' H section in several "top" options. See more in **Models**.



FULL PRIVACY
in the standard 6.0' height



LATTICE TOP
in square or diamond shapes



PICKET TOP
in straight, scalloped or rail



ARCHED TOP
shown in grey with white frame

Select Semi-Privacy Models


with spaced pickets or lattice plus a selection of tops create a neighbor-friendly border. See more in **Models**.



SEMI PRIVACY
in optional 5.0' height



LATTICE TOP
for spacing top and bottom



FULL LATTICE
for landscaped areas



HORIZONTAL
with 1" picket spacing

CUSTOMIZATIONS

with colors, addons, post tops, picket tops and hardware finishes

Color Options



SOLID GRAY



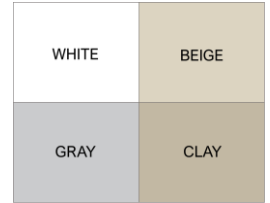
BEIGE WITH WHITE FRAME



SOLID CLAY



CUSTOM COLORS



QUICK-SHIP COLORS

Add Ons



GATES



TRANSITIONS



ARBORS



DEER FENCE

Post Tops, Picket Tops and Hardware Options



PYRAMID



NEW ENGLAND



GOTHIC



TEARDROP



BALL



SOLAR OR LED



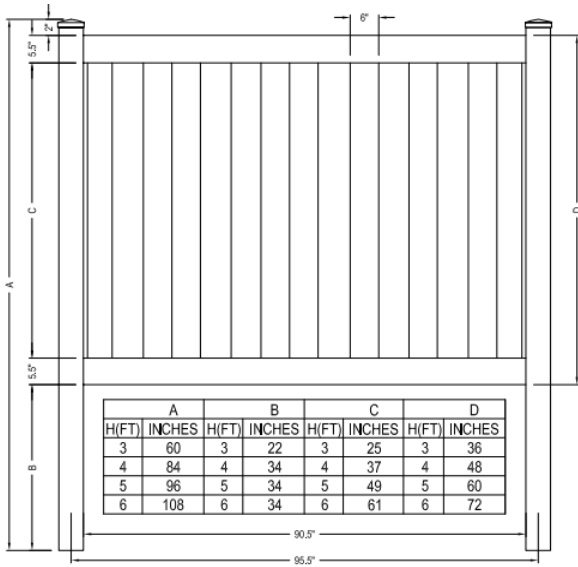
PICKET TOP OPTIONS




HARDWARE FINISHES

SPECS & MODELS

for vinyl privacy




Standard 4.0' – 6.0'H x 8.0'W Sections and Topper Options



“The most popular fence in the industry.” Tongue and Groove construction maintains strength and rigidity year long and stands up to wind and weather. Sections ship and arrive complete from the factory with all fence posts and hardware.

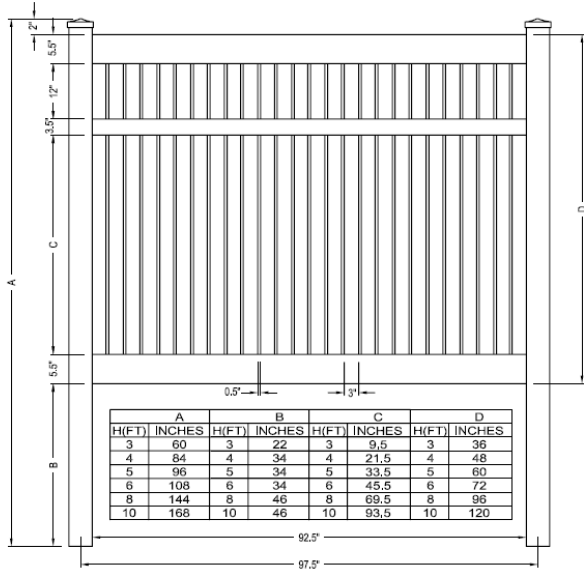
- Routed posts – no exposed fasteners or hardware
- 100% Pure Virgin, mono-extruded vinyl for structural integrity
- Minimal upkeep – easy to clean
- VMA-certified and ASTM-F964-13 Compliant
- Available in all Quick-Ship and Grand Illusions colors

Privacy




SPECS & MODELS

for vinyl semi-privacy and lattice




Standard 4.0' – 6.0'H x 8.0'W Sections and Topper Options



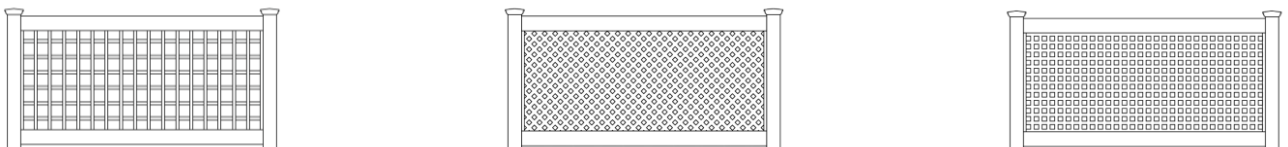
Semi-privacy panels have 3" boards with small spaces between them or lattice pieces to let air pass through. Sections ship and arrive complete from the factory with all fence posts and hardware.

- Routed posts – no exposed fasteners or hardware
- 100% Pure Virgin, mono-extruded vinyl for structural integrity
- Minimal upkeep – easy to clean
- VMA-certified and ASTM-F964-13 Compliant
- Available in all Quick-Ship and Grand Illusions colors

Semi-Privacy



Lattice





VINLY PICKET

in two core styles and several designs

Contemporary 3" x 7/8" pickets spaced at 3" in dog ear or pointed tops



STRAIGHT TOP
with dog ear pickets



SCALLOPED
with pointed picket tops



ARCHED POINTED PICKET
in straight, scalloped or rail



YARD CORNER
reduced from 4.0' to 3.0'

Victorian 1 1/2" square pickets spaced at 1 7/8" apart with pointed tops only



STRAIGHT TOP
pointed Victorian picket



SCALLOPED
is a majestic design



ALTERNATING PICKET
creates a unique profile



MATCHING FRONT YARD
picket with back yard picket top

VINLY RANCH

with 1 1/2" x 5 1/2" or 2" x 6" rails spanning 8.0' between 5" x 5" posts



2-RAIL
3.0' and 4.0' H



3-RAIL
4.0' and 5.0' H



DIAMOND RAIL
in 2 and 3-rail models



CROSSBACK
for a distinguished look

CUSTOMIZATIONS

with addons, post sizes, top line shapes, colors, post tops and hardware finish options

Add Ons



SINGLE "WALKWAY" GATE



DOUBLE DRIVE GATES



ARBORS



PERGOLAS

Post Sizes, Picket Line Options, and Colors



6" x 6" POSTS



SCALLOPING



ORNAMENTAL VINYL



CUSTOM COLORS



QUICK-SHIP COLORS

Post Tops, Picket Tops, and Hardware Options



PYRAMID



NEW ENGLAND



GOTHIC



TEARDROP



BALL



SOLAR OR LED



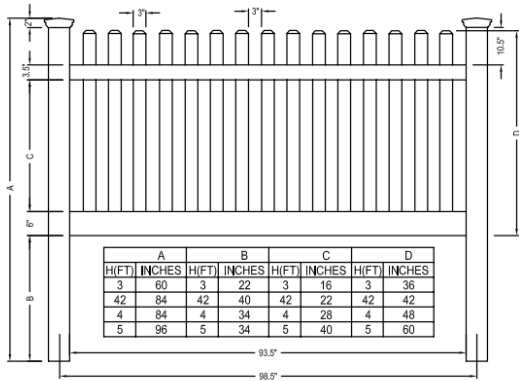
PICKET TOP OPTIONS



HARDWARE FINISHES

SPECS & MODELS

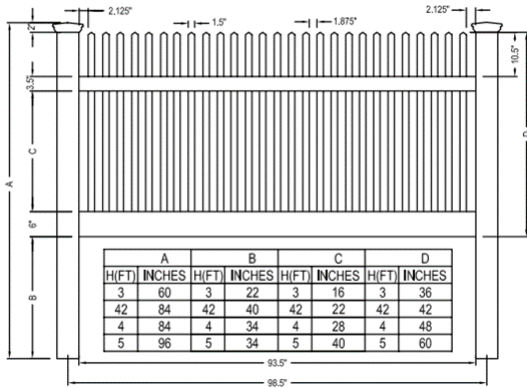
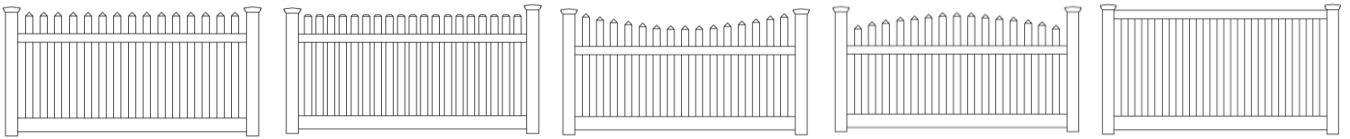
for vinyl picket and ranch rail



Contemporary



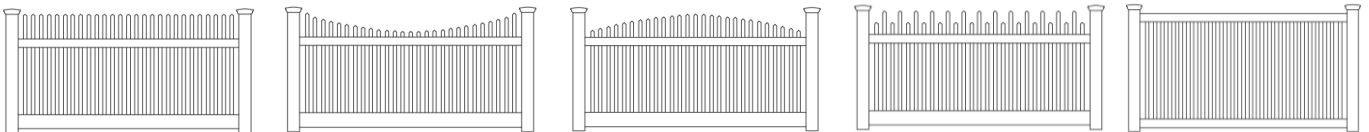
- Routed posts – no exposed fasteners or hardware
- 100% Pure Virgin, mono-extruded vinyl for structural integrity
- Minimal upkeep – easy to clean
- VMA-certified and ASTM-F964-13 Compliant
- Available in all Quick-Ship and Grand Illusions colors
- Wide post options
- All accessories available



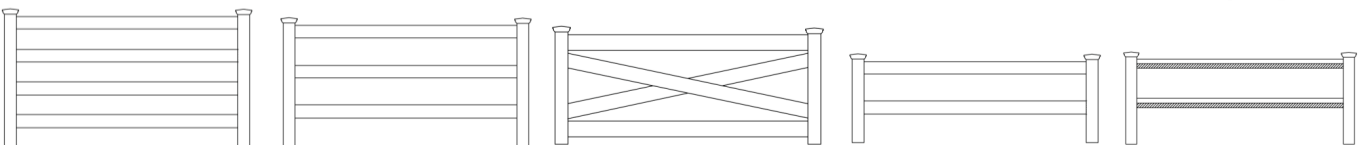
Victorian







- Routed posts – no exposed fasteners or hardware
- 100% Pure Virgin, mono-extruded vinyl for structural integrity
- Minimal upkeep – easy to clean
- VMA-certified and ASTM-F964-13 Compliant
- Available in all Quick-Ship and Grand Illusions colors
- Wide post options
- All accessories available



Ranch





A wooden fence with horizontal slats and vertical posts, set against a backdrop of trees and string lights. In the foreground, there is a green lawn and some plants, including a large green plant with broad leaves.

**PRIVACY, SEMI-PRIVACY,
PICKET AND RANCH**

WOOD *Designs*

Choice of models, wood types,
and customizations for this
traditional fence material

WOOD PRIVACY & SEMI-PRIVACY

workshop-built Eastern® and All Island® panels plus custom builds in field



Wood fences have great texture due to their natural grains. They can also be stained or painted to match a home's unique colors.

Wood blends fence and railing lines into wooded backgrounds and complements landscaped backyards. Designs include the market standard, good-neighbor tongue and groove, cap and trim, privacy cedar fence, topper options, and a variety of vertical and horizontal picket configurations.

Select Privacy Models

are specified from 4.0' H to the standard 6.0' H section with top options. See more in "Models".



FULL PRIVACY STOCKADE
in the standard 6.0' height



CEDAR T&G, CAP&TRIM
for the same front and back view



T&G LATTICE TOP
also available in picket and rail



HORIZONTAL PRIVACY
shown as board-on-board

Select Semi-Privacy Models

panels with ½" – 1" spaced pickets and lattice options create a neighbor-friendly border. See more in "Models".



HORIZONTAL SEMI PRIVACY
in 1" cedar spaced pickets



SHADOW BOX
in pressure treated pine



SEMI-PRIVACY SPACED
tall scalloped picket



FULL SQUARE LATTICE
semi-privacy panel

WOOD PICKET

in several picket top styles and design options

Gothic, Flat, Round & Dog Ear 3" wide x 3/4" pickets spaced at 3" or in a reduced picket profile



STRAIGHT TOP
French gothic picket



SCALLOPPED
flat picket



STRAIGHT TOP, ROUNDED
picket sized at 4.0'



DOG EAR 3" WIDE
in 4.0' and 5.0'H sections

Victorian 1 1/2" square pickets spaced at 3" apart with pointed or flat tops



CEDAR PICKET
in the Victorian style



PICKETED RAIL
with framed Victorian pickets



SCALLOPPED VICTORIAN
in red cedar



STAGGERED PICKET
in white cedar

WOOD RANCH

with split, diamond or flat rails spanning 8'-10' between 4" x 4" or 4" x 6" posts



SPLIT RAIL LOCUST
is a traditional design



3- RAIL PINE
with chain-link wire backing



RANCH 2, 3 and 4-FLAT
rail creates a clean appearance



DIAMOND
rail and post in 2 or 3 rails

CUSTOMIZATIONS

for a stylistic personalization of your fence.

Add Ons



GATES



DEER FENCE



HOG FENCE



ARBORS & PERGOLAS

Options and Finishes




WHITE OR RED CEDAR



PRESSURE TREATED PINE



SPRUCE



STAIN OPTIONS

Post Tops and Picket Tops



NEW ENGLAND




BALL



GOTHIC



CHAMFERED



PRIVACY PICKET OPTIONS




PICKET TOP OPTIONS

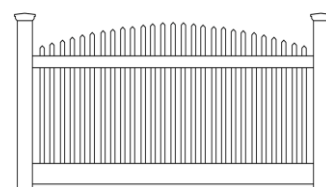
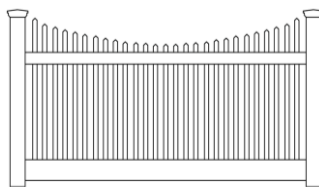
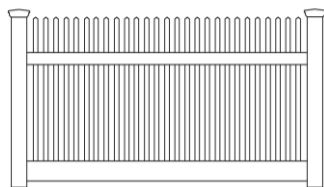
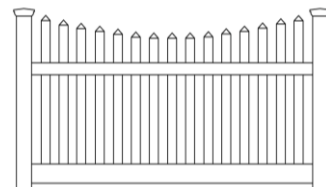
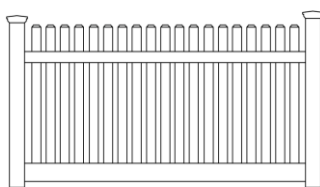

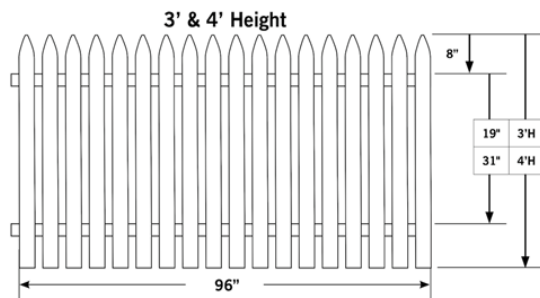
SPECS & MODELS

for wood privacy, semi-privacy, picket and ranch models


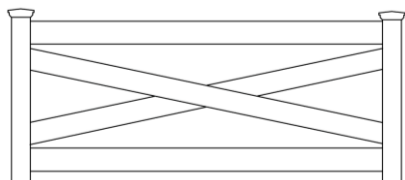


Privacy and Semi-Privacy with Toppers







Picket



Ranch





RESIDENTIAL, POOL-CODE
& COMMERCIAL

METAL *Designs*

Aluminum and Chain-Link in all
the sizes and configurations for
purpose and style

ALUMINUM ORNAMENTAL

in all residential models including "pool code" and commercial



Aluminum fence creates sharp lines for stunning additions to properties and landscaped areas. Available in 6.0' wide with 5/8" pickets, residential sections come in a variety of two and three-rail configurations, matching gates, plus pool-code models.

Commercial panels come in 6.0' - 8.0' sections 3/4" pickets and up to 8.0' high. Commercial models come in a variety of two and three-rail configurations as well as swing and cantilever gates including automated access.

Residential Models

Specified 48", 54", 60", 72" and even 84" deer fence



2-RAIL FLAT TOP/OPEN BOTTOM



FLAT TOP/OPEN BOTTOM, SPACED MID RAIL



3-RAIL OPEN PICKET TOP & BOTTOM

Pool Code Models

Specified 48" high to the standard 54' high section in several top and bottom options.



2-RAIL FLAT TOP/BOTTOM



3-RAIL FLAT TOP/BOTTOM



WALL MOUNTED 3-RAIL FLAT TOP/BOTTOM

Commercial

in 6.0' - 8.0' W sections with 3/4" pickets and up to 8.0' H



HEAVY DUTY ARCHED SECTION



MODEL HEIGHTS UP TO 96"



LOUVERED STRUCTURES



STADIUM GATES



DRIVEWAY GATES WITH AUTOMATION

CUSTOMIZATIONS

to personalize your aluminum fence

Add Ons



ARCHED GATES




PUPPY CODE



SECURITY AND ACCESS



FINIALS



FINISHES



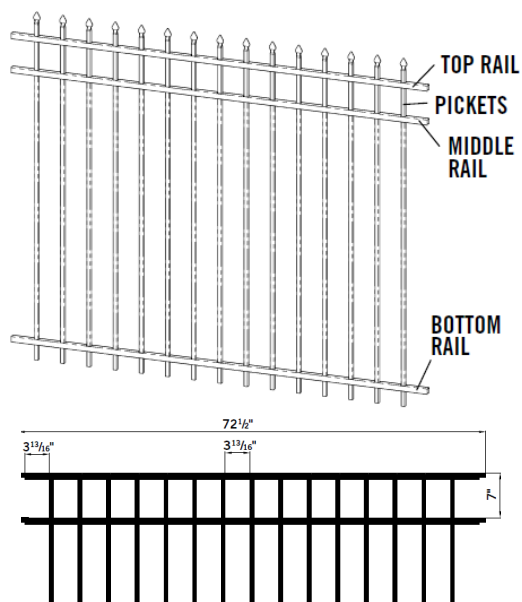
BALL OR FLAT CAPS



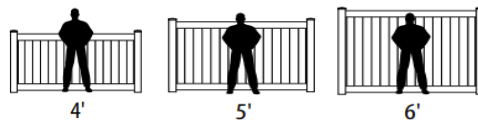
MAGNA-LATCHES

SPECS & MODELS

for residential and commercial aluminum sections




48", 54", 60", 72" x 72" W and 5/8" Pickets in Residential and Up to 84" H with 3/4" Pickets in Commercial

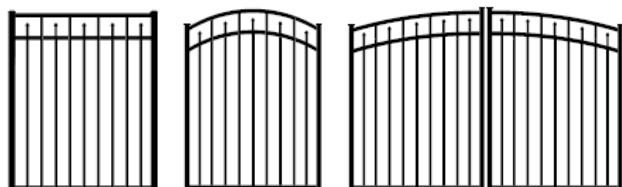


- Matching, accent, arched 48' and 60" gates
- Featuring hidden-screw technologies
- Smooth rackability
- 6061 T6 Aluminum Alloy
- Power-coated or painted color options
- Residential and commercial picketing
- 1" x 1" or 1.1/2" x 1 1/2" rails
- 2" x 2" or larger posts

Residential and Commercial



All Models with Matching Gates



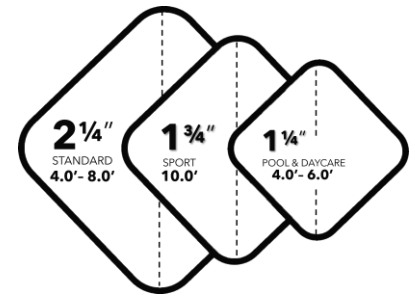
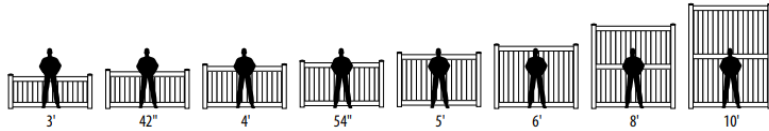
Driveway Gates



STEEL CHAIN-LINK

fencing for use cases and even, design

Chain-link delivers durability, functionality and affordability in residential and commercial settings. It is a top choice for secure enclosures, parks, recreation, and high-security environments and also a choice for pools and daycare.



CHAIN LINK MESH SIZES AND USES

Residential



4.0'H BLACK VINYL



GALVANIZED PET CONTROL




POOL CODE HEIGHT & MESH



6.0' RESIDENTIAL

Sport



TENNIS COURTS



SCHOOLS



BALL FIELDS

Security




SECURE ACCESS



HIGH SECURITY



SWING, ROLLING AND CANTILEVER GATES



**RESIDENTIAL,
COMMERCIAL AND A.D.A**

RAILING *Designs*

Secure your entrance, deck or
interiors with a selection of
materials in all styles

STYLE AND SAFETY


for exteriors and interiors in five material choices and dozens of models

Iron

for a traditional, timeless look and style for residencies and commercial sites



FLAT TOP & BOTTOM WALKWAY / PORCH
3-rail configuration with an open mid rail




FLAT TOP & BOTTOM ENTRANCE
sized to any number of steps and landings



2-RAIL ORNAMENTAL ENTRANCE
with curved end top rails

Aluminum


for cost-effectiveness and durability



ENTRANCE AND PORCH
2-rail with footings and column fixtures



DECK AND POOL RAILING
to match building code for both uses



FOR BUSINESSES
in any length and design

Vinyl

for decks and porches and to match vinyl fencing on site



FLAT TOP & BOTTOM
2-rail configuration for decks and entrances



NEW ENGLAND CAPPED STAIR
railing shown in white



2-RAIL IN COLORS
for a vibrant look

Wood

for decks and porches



DECK RAILING

in various configurations and picket designs



STAIR RAILING

shown in mixed media or full wood



RAILINGS AND DECKS

combined in a complete design and layout

Stainless Steel Cable

for a contemporary look decks, stairs and interiors



METAL POST AND CABLE

with cable railing strung at 4" apart



WOOD AND CABLE COMBINED

in all wood types and thicknesses



FOR INTERIORS

to create stunning design lines

CUSTOMIZATIONS

to make your railing as unique as your home or business



INTER-RAIL DESIGNS









A.D.A. HANDRAIL



VERTICAL CABLE



VINYL WOOD BOND



TAILORED JUST
FOR YOUR HOME

BESPOKE *Designs*

Work with our designers for the most unique configurations made with exotic materials and finishes

BE TRULY UNIQUE

with a highly-individualized design, materials and hardware

BESPOKE *Design*

Our team of artisans in fence and railing design and construction can create truly unique environments for any home or business. Access a full cadre of vinyl colors, exotic woods like Brazilian IPE or African Mahogany and metals including aluminums, stainless steel, wrought iron and die-cut steel.

Become one of a kind both with your home's décor and equally unique fence, railing and gated access design, build, and installation.



Custom Colors

Access more than 40 additional colors plus unique finishes



MIXED COLOR COMBINATIONS
shown in brown and black in privacy, lattice top



SOLIDS
such as this privacy fence in Barn Red



WEATHERED GREY
in a unique Wood-Bond® grain finish

Black Fence

Create sharp contrast and make your landscaping pop with black fence and railing



BLACK VINYL
privacy, picket top design and matching posts



BLACK LATTICE
in a classy, Old-English square profile



BLACK PAINTED WOOD
shown in a 3-rail, ranch design

Mixed Media



WHITE CEDAR & ALUMINUM
for a natural frame with a high contrast panel



HARDWOODS & STAINLESS STEEL
in cable railing and stainless picket designs



IRON & MASONRY
for security and stunning décor

Exotic Hardwoods



AMERICAN & AFRICAN MAHOGANY
shown in a spaced horizontal semi-privacy



BRAZILIAN IPE
in horizontal or vertical pickets for privacy



SOUTHEAST ASIAN TEAK
perfect for beach properties

Metal Veneers



PRIVACY ACCENTS
to add design to any wood fence panel



SEMI-PRIVACY PANELS
for decks, patios, pools, hot-tubs



FULL SECTIONS
for backdrops for plantings and landscapes

Full Custom

Design with us to **create your own fence or railing profile** in whichever materials, colors, stains, configurations, shapes and hardware choices you can imagine. Our builders will make your ideas come to life in our shops and on-site.



PRO FENCE *Design*

CALL

203.900.7030

WRITE

contact@profencedesign.com

VISIT

profencedesign.com

PROFENCE DESIGN LLC.

222 Post Road
Fairfield, CT 06824

Licensed, Insured, Bonded & Warrantied

