



GRAND ILLUSIONS
COLOR SPECTRUM

GRAND ILLUSIONS
VINYL
WOODBOND
WOODGRAIN VINYL FENCE
TM

MAHOGANY (W101) V300-6

PHOTOS AND TESTIMONIALS



TAN (L102) AND
BARN RED (L107)
V3706-6

THE NEW FACE OF AMERICAN LANDSCAPING



GRAND ILLUSIONS
COLOR SPECTRUM

www.illusionsfence.com



FEATURED ON COVER OF LANDSCAPE CONTRACTOR
JULY 2012



MAHOGANY (W101)
V5701

THE NEW FACE OF AMERICAN LANDSCAPING

GRAND ILLUSIONS
**VINYL
WOODBOND**
WOODGRAIN VINYL FENCE
 TM

www.illusionsfence.com




EVERGREEN (E106) &
ANTIQUÉ WHITE (E111)
V300-4

THE NEW FACE OF AMERICAN LANDSCAPING



GRAND ILLUSIONS
COLOR SPECTRUM

www.illusionsfence.com



SLATE GRAY
V300-6E105



THE NEW FACE OF AMERICAN LANDSCAPING



GRAND ILLUSIONS
COLOR SPECTRUM

www.illusionsfence.com



DESERT SAND (E123) &
BURGUNDY (E110)
V3215SQ-6

THE NEW FACE OF AMERICAN LANDSCAPING



GRAND ILLUSIONS
COLOR SPECTRUM

www.illusionsfence.com




EASTERN GREEN (L104)
V300-6

THE NEW FACE OF AMERICAN LANDSCAPING



GRAND ILLUSIONS
COLOR SPECTRUM

www.illusionsfence.com




WALNUT (W103
V3215DS-6

THE NEW FACE OF AMERICAN LANDSCAPING

GRAND ILLUSIONS


**VINYL
WOODBOND**



WOODGRAIN VINYL FENCE

TM

www.illusionsfence.com



BLACK (L105)
V300-6

THE NEW FACE OF AMERICAN LANDSCAPING



GRAND ILLUSIONS
COLOR SPECTRUM

www.illusionsfence.com

ROSEWOOD (W104) & BLACK (L105)

TESTIMONIAL FROM THE HOMEOWNERS

How did you hear about your Grand Illusions product?

We have done many jobs with our current Illusions Dealer. He introduced us to the product.

How did you choose your particular color/woodgrain for your property?

We had been looking at PVC fences. When we first moved in, we got a white PVC fence for the front of the house. This time around, in the backyard we wanted something that could weather well and not show the dirt. We also wanted a natural wood look. Although we were looking for something that wasn't all wood. We thought that the black with the wood would just look better. We had looked at another style of woodgrain at Home Depot that didn't have an actual grain. It looked fake. The Grand Illusions looks much more like real wood.

Were you matching your house, home accents, etc?

We've always wanted our backyard to be very relaxing. The look of the backyard now is just keeping the concept of being comfortable. To be a little bit more natural. We actually went and stained/painted our shed to match the fence.

Are you satisfied with your Grand Illusions product?

We love it!

Would you recommend it?

Yes. People keep coming by to take pictures of it.

Can you give any other interesting facts about your Grand Illusions product and install?

I think the funny thing was that we thought of the lattice fence as more of an oriental looking fence, but the fence installer told us it was called Old English fence!

What do you like best about your Grand Illusions product?

Low maintenance and the longevity. It will last so long. Everyone's wood fences will eventually weather and fall down and we're so happy our Grand Illusions Fence will last the test of time.


TESTIMONIAL FROM THE FENCE CONTRACTOR

"The homeowners actually came into our showroom and saw the samples we had set up. They were immediately interested. I came to see them at their residence for an estimate and they decided on the Grand Illusions product line.

They pretty much knew exactly what they wanted. At first when they told me what they envisioned in their backyard, I was taken back. Rosewood and Black with a white house and a white PVC fence in the front? I wasn't sure it was going to work. But, I have to admit, they have a really good eye and it came out terrific. The fence in the front yard is white Illusions product as well. It's amazing that when you go in through the gate into the backyard, it's all Grand Illusions Color Spectrum and Vinyl WoodBond. It really pops. It's a night and day difference.

As usual, we didn't have any issues installing the product. The great thing is, that there were a couple of minor blemishes on the woodgrain from the install that were easily touched up using the supplied touch-up markers. All we did was take the touch up marker, dab it onto the spots and then quickly wipe it with a wet cloth. Do that a couple of times and it's almost impossible to see. It was a complete non-issue.

The homeowners were an absolute pleasure to do business with as well. I couldn't ask for better customers to work for. Installing this fence was really a fun experience."



ROSEWOOD (W104)
&
BLACK (L105)



THE NEW FACE OF AMERICAN LANDSCAPING

GRAND ILLUSIONS
**VINYL
WOODBOND**
WOODGRAIN VINYL FENCE
TM



GRAND ILLUSIONS
COLOR SPECTRUM

www.illusionsfence.com

TESTIMONIAL FROM THE HOMEOWNER

Q: How did you hear about your Grand Illusions product?

A: From Riverside Fence. They were excited to show me the Grand Illusions products right away when they got there.

Q: Were you shown any other color or woodgrain products?

A: Yes. I was shown competitors brands as well as the other Grand Illusions Vinyl WoodBond grains. But I waited for this particular grain to come out since I first heard about it last year.

Q: What made you choose Grand Illusions over the competitor?

A: I had visited other local showrooms with other companies that had samples. Box stores as well as direct competitors. They have painted wood grains or etched woodgrains. This one was far and away the best.

Q: How did you choose your particular color/woodgrain for your property?

A: I wanted a light color since it was a dark area with a lot of trees. It's fully shaded all the time. I also favored a wood grain over white or color. I just like that natural look .The lightness of the fence itself brightens up the area. The fence alone does that. It looks so natural that most... I take that back... everyone doesn't believe it's not real wood! They have to go touch it. Frankly, it's the highlight of my backyard

Q: Are you satisfied with your Grand Illusions product?

A: Absolutely, yes.

Q: Would you recommend it?

A: Absolutely, yes. I have already.

Q: Can you give any other interesting facts about your Grand Illusions product and install?

A: It was amazing. It went up really quick and easy and by lunchtime I had my fence.

Q: What do you like best about your Grand Illusions product?

A: White is boring and clinical to me. I wasn't excited to get a fence to be honest. It was white or real cedar. So I kept thinking real cedar, but it molds and rots. I didn't want to deal with the maintenance. I may not have even have gotten a fence at all if I hadn't seen the Grand Illusions Products.



EASTERN WHITE
CEDAR (W105)
V300-6

THE NEW FACE OF AMERICAN LANDSCAPING

GRAND ILLUSIONS
**VINYL
WOODBOND**
WOODGRAIN VINYL FENCE
TM

www.illusionsfence.com

Grand Illusions Vinyl Woodgrain Featured in Southern Dutchess News

Grand Illusions Vinyl Woodbond was featured on the front cover of the Southern Dutchess News on July 18th, 2012. The featured installation included 11 sections of V3215SQ-6 six-foot high tongue and groove PVC privacy fence with square lattice topper in Eastern White Cedar wood grain (W105). See below for the article:

First Class Fences

by Curtis Schmidt

David Bulkely of Staatsburg is so happy with his new fence and its appearance, he says, "It looks like it just happened."

When the time came for a new fence, David knew exactly where to go – to the same trusted firm that installed the previous fence – Adams Fences.

The former nursery manager at Cary Arboretum (now Cary Institute of Ecosystem Studies) had gone to Adams Fences four years ago to have an open type wood fence installed. That project went very well. So, when David consulted his neighbor decided to look into a new fence, he went right back to Adams.

This time he contacted Project Estimator Joshua M. Lehrer, who came out to the property and gave David a variety of choices. He chose a maintenance-free **Grand Illusions Vinyl Woodbond Series, Eastern White Cedar.**

"It certainly looks like natural wood, but there is no maintenance," David said. "I've ever had friends and neighbors tell me 'what a great-looking wood fence I have.'"

He added that the fence is very "aesthetically pleasing." It matches the color of his neighbor's house and coordinates well with his house and garage, which are white with green shutters.

Josh described the fence: a 6-foot tongue and groove privacy fence with square lattice toppers on 5-inch x 5-inch posts with New England style post caps. Every section includes a metal reinforcement channel in the bottom rail to create a stronger and longer lasting fence. They come in a wide variety of colors and styles.

Josh said the project was completed in less than a day. The fence is 88 feet and included 11 sections.

The first part of the job is to remove the old fence. "Once that was accomplished, we ran a string line to gain exact measurements," said Josh. "This was a 'build as you go' project so we dug the post holes ahead and put them in with concrete footings then attached the sections.

"It was a very good experience," David said of the building process. "They were very professional."

Josh described the construction process as "pretty simple. We tried to stay as close to the trees as the root systems would allow. We had a few issues with rocks and roots, but nothing major."

Grand Illusions offers 5 different styles of woodgrain and 35 color options. You can custom match colors, too," said Josh. "Just bring in a paint swatch from the houses or structures that you want to match."

He added, "It really looks so much like natural wood, people want to know what color to paint it." In addition, it is strong and durable and will stay that way for many years to come.

Adams Fences offers a tremendous variety of fences, all backed by the "Adams" name.

Maintenance Free Illusions Vinyl Fence

Imagine the convenience of a picket, private or semi-private fence that doesn't decay and never needs painting. Traditional or ornamental styles of Illusions Vinyl Fence are made with top-grade materials and that means you'll be enjoying your fence for years to come.


Below are photos featured with the news article along with other installations of Grand Illusions Vinyl Woodbond Eastern White Cedar (W105)



THE NEW FACE OF AMERICAN LANDSCAPING

GRAND ILLUSIONS

**VINYL
WOODBOND**



WOODGRAIN VINYL FENCE

TM

www.illusionsfence.com

BLACK (L105) 2-RAIL POST & RAIL

TESTIMONIAL FROM THE DEALER

Q: How was the particular color/woodgrain for the property chosen?

A: They wanted something that had no maintenance and knew they didn't want to do the standard white. They were initially thinking good old fashioned wood fence with stain. I suggested they do Illusions Post and Rail in (Grand Illusions Color Spectrum) Black. They loved the idea. NO Maintenance AND Post and Rail in the colors they wanted. It was a pretty easy sell.

Q: Were you matching any particular accents with the black?

A: The black was my suggestion. I thought they were going to do a lot of landscaping. They needed something that's going to blend, but something you're still going to see. Being it's a garden center, we wanted the flowers to pop. The black blends great and helps to accentuate all the yellow, orange and red flowers in front of it. It worked perfectly.

Q: Were they satisfied with their Grand Illusions Product?

A: They are very very very satisfied with the product. We're going to be doing more work there as well. I mean, they were originally thinking pressure treating with stain. Can you imagine the maintenance? They're thrilled. It's also right down the street from our shop. We have potential customers drive by just to see it. It's practically free advertising. We're going on many estimates for the Grand Illusions for large properties now just because of this install alone.

Q: Can you give any other interesting facts about your Grand Illusions product and install?

A: I know this sounds crazy, but that fence lays out itself. There's no stringline on it. It just chose its own path through the landscaping. Illusions is such an easy fence to install. Especially this little 2-Rail Post and Rail. It's such a small fence with a really big impact. Everyone who sees it keeps raving over it. Many of our traditional local area customers wouldn't dare put a PVC fence in front of their houses, but we think this post and rail could be the key to break in around this area. Especially when there's so much horse fence around.

Q: What do you like best about the Grand Illusions product?

A: To me, the Grand Illusions is very durable from an installation point of view. And it's easy to install. It's an easy product to sell because it sells itself. Especially when someone sees it in person. No matter how good the photos look, it's still amazing to see it in person.



BLACK (L105)
2-RAIL
POST & RAIL

THE NEW FACE OF AMERICAN LANDSCAPING



GRAND ILLUSIONS
COLOR SPECTRUM

www.illusionsfence.com

TESTIMONIAL FROM THE DEALER

“Pretty much the way I sold this job was with the samples and brochures to help the homeowner decide. I left them with the homeowner so they could take the time to choose for themselves. I’ll also credit some good salesmanship in there to help seal the deal.

Anytime anyone sees this product they love it. In this case, It fit the house and the neighborhood perfectly. It’s in a nice gated community so it will probably be a good word of mouth sale. It matched the trim and decor perfectly. We took down an old stockade and put up the nice mahogany.

The homeowner had heard of the product from a friend so that also helped influence the sale. It worked out really well. It was also nice to not wait a long time for the products. Helps to get the jobs finished and get paid.

Grand Illusions is a very nice product that’s done right. Everyone did their homework over there at Illusions.”



MAHOGANY (W101)
V300-6 & V700-6

THE NEW FACE OF AMERICAN LANDSCAPING

GRAND ILLUSIONS
VINYL
WOODBOND
 WOODGRAIN VINYL FENCE
 TM

www.illusionsfence.com

SAGE (E115) & PATIO WHITE (L101) V3215DS-6

Sage and White Vinyl Fence Panels to Match Home Accents

These photos highlight a terrific install of 7 sections of V3215DS-6 Grand Illusions Color Spectrum vinyl fence in Sage (E115) and Patio White (L101). The colors were chosen to match the homeowners home accents.

TESTIMONIAL FROM THE HOMEOWNER

“The fence is great. We’re extremely happy. Especially since we’ll never have to replace it!

I’m a painter by trade and we chose the Sage color because it’s a dead ringer for the color of our house. We were really impressed with the quality of the product and of the install.

Being a contractor myself, I understand quality products and workmanship. I watched them install about half the job and they knew exactly what they were doing.

We would absolutely recommend the product.”



SAGE (E115) &
PATIO WHITE (L101)
V3215DS-6

THE NEW FACE OF AMERICAN LANDSCAPING



GRAND ILLUSIONS
COLOR SPECTRUM

www.illusionsfence.com

WALNUT V5006-6 & V701-4

The richness and natural look of the wood grain in the Grand Illusions Vinyl WoodBond Walnut (W103) fence panels beautifully accent this brick façade. The natural colors meld together to form a vision that can only be described as classic. Even the look of the garbage cans is elevated by the surrounding sections!

All the beauty of wood, with none of the maintenance!

TESTIMONIAL FROM THE DEALER

“We had the opportunity to have customer a who wanted “wood grain” PVC. The Grand Illusions (Vinyl WoodBond) series fit our customer’s needs perfectly. We placed the order with Illusions, received it in a timely fashion, and soon after we were set for the install. The product was very user friendly to install.

The customer was very happy with the final outcome of both material and labor. She loved the color, and said she would recommend it to others.”



V5006-6



V5006-6



TRASH ENCLOSURE

WALNUT
V5006-6
&
V701-4



HLSS
&
VHDL



V701-4




VWG5006

VGS

THE NEW FACE OF AMERICAN LANDSCAPING

GRAND ILLUSIONS

**VINYL
WOODBOND**



WOODGRAIN VINYL FENCE

TM

TESTIMONIAL FROM THE DEALER

About the Install


“Our customer wanted a brown fence installed on the wall. He even wanted to use panels with brackets that attached it to the wall. I convinced him that vinyl posts were the way to go on this job. I core drilled it with a diamond drill and even added cement. This thing’s going to be there for a while! The Grand Illusions product was very easy to put together and the install went quickly.

Another thing to add is that with Illusions products, **EVERYTHING** comes wrapped. For me, that’s a big deal. When I order Illusions, everything is there when I need it.”

Five Words from the Homeowner

“I love it. It’s beautiful!”

Need we say more?



BROWN (L106)
V300-3 PRIVACY

THE NEW FACE OF AMERICAN LANDSCAPING



www.illusionsfence.com

TESTIMONIAL FROM THE DEALER

How did you hear about your Grand Illusions product?

The contractor had it displayed in their office.

How did you choose your particular color/woodgrain for your property? Were you matching any home accents?

It was pretty consistent with the furniture in our home and kitchen. The uniqueness of the product is what really sold us. It's just something you don't see every day. We also love the color for our own personal tastes. This may sound funny, but I'm actually working with an architect to start updating the front of our house. We're going to base the look of it on the fence.

Are you satisfied with your Grand Illusions product?

We're incredibly satisfied. I have strangers and neighbors walking up all the time. I've had people walk up and knock on it. People stopping to say how beautiful it is. Before we did all of this yard work, we didn't have anything in the back yard. Just grass and an old wood deck with a stockade fence. Now with that fence, we feel like we're not in New York. We feel like we went away some where on vacation. It provides such beauty and privacy.

We absolutely love it. I could literally sit back here and look at my fence all day. It really came together very nicely. We put a ton of time and effort into the whole backyard design and it was beautiful. But until the fence went up, the yard just wasn't complete. The fence completed the whole look we were looking for.

Would you recommend it?

I certainly would and I do. I recommend it to everybody.

Can you give any other interesting facts about your Grand Illusions product and install?

People stopping their car and touching my fence. It's the funniest thing. They'll just stop dead in the street and get out of their cars to see if it's wood or not. It says a lot about the product.

What do you like best about your Grand Illusions product?

White fences are very sterile to me. The Grand Illusions Mahogany has a natural look and feel. You're getting the best of a man made structure that will stand the test of time and a visually natural looking product. I always wanted the look of a wood fence, just without the maintenance. I now have a wood fence that will stand the test of time.

BEFORE



GRAND ILLUSIONS
**VINYL
WOODBOND**
WOODGRAIN VINYL FENCE
TM

**"UNTIL THE FENCE WENT UP,
THE YARD JUST WASN'T COMPLETE."**

AFTER



MAHOGANY (W101)
V300-6

TESTIMONIAL FROM THE HOMEOWNER


“We’re very happy with the fence! We’ve gotten a lot of compliments from the neighbors. It’s been called both ‘upscale’ and ‘elegant.’

We were initially looking for a fence that we wouldn’t have to paint. We searched a long time to find the right fence. We have a contemporary house and were looking for a contemporary fence to go with it and match the color. We had gone to a local home decorating store and they highly recommended this contractor. When we spoke to them, they said they often use the Grand Illusions products. They showed us the different color and woodgrain choices. We thought about a Barn Red or Burgundy, but since our house is a few feet higher than the road, we decided to go for the Cherry since the grain softens the color and it blends better with the surroundings. **We are extremely pleased with the Grand Illusions product.”**

TESTIMONIAL FROM THE CONTRACTOR

“The customer was looking for a fence to match the house. This was the closest color. It’s a great fence for the money. It’s easy to install. Just like the (Classic) Illusions products.

The homeowner loves it. I’ll be installing more there in another week!”



CHERRY
V300-6W102



THE NEW FACE OF AMERICAN LANDSCAPING

GRAND ILLUSIONS

**VINYL
WOODBOND**



WOODGRAIN VINYL FENCE

TM

www.illusionsfence.com

MAHOGANY (W101)V3700-6W101 & VWG3700-46W101

Grand Illusions Vinyl WoodBond Mahogany (W101) V3700-6W101 with Matching VWG3700-46W101 Double Drive Gates

What we have here is a gorgeous install of a V3700-6W101 Mahogany. The installer finished the enclosure by adding two matching VWG3700-46W101 gates as a double driveway gate.

All of the gates in the Grand Illusions line feature our Uni-Weld design to ensure a functional yet beautiful entryway.

If you drove past this property, and saw this fence, would you know you were looking at vinyl?

Chances are you would have no idea that this was PVC and not an amazingly high end mahogany fence. That's the beauty of the Grand Illusions Woodbond line, the majesty of nature with the durability of PVC.

Look closely at the individual boards and rails at the fence above. Not only do you have the tell tale red of a stained mahogany, but every board and rail has a different color variation giving the illusion of a rich, and lustrously warm wood.

Even in the picture that was taken from a distance you can still see the difference in the individual parts of it, rather than having it all lump together as one continuous color. You don't see a reddish brown fence, you see a Mahogany fence which creates good, old fashioned curb appeal.

The homeowner was ecstatic with the fence and said; "We love it a lot. We had wood in the past and it was no longer sturdy. This vinyl is absolutely beautiful and a lot better than the old wood fence. It's also great because we don't have to paint it!"




MAHOGANY (W101)
V3700-6W101 &
VWG3700-46W101

THE NEW FACE OF AMERICAN LANDSCAPING

GRAND ILLUSIONS

**VINYL
WOODBOND**



WOODGRAIN VINYL FENCE

TM

www.illusionsfence.com

PATIO WHITE (L101) VS QL68-4 OLD ENGLISH LATTICE

TESTIMONIAL FROM THE HOMEOWNER

How did you hear about your Grand Illusions product?

From the gentleman that installed the fence. He had done other work. We needed to replace the fence and he showed us some brochures.

Were you shown any other color or woodgrain products?

Rickert Fence only showed us this particular brand.

How did you choose your particular color/woodgrain for your property?

Patio white. I had seen white fences on my neighbors houses. They weren't too bright. I liked the way it looked. We had changed the trim on our house to white. The previous fence was dark green wood. Stained. It was deteriorating. Yes to the matte finish. I tend to like things that are matte as opposed to shiny. It looks more like painted wood.

Were you matching your house, home accents, etc?

Yes. We previously had a green wood fence and we decided that we wanted a fence to match the white trim on our house. Subconsciously matched the panes on the window. The previous fence was diagonal. I really like the way the Old English Style looks.

Are you satisfied with your Grand Illusions product?

Yes we are very satisfied.

Would you recommend it?

I definitely would.

Can you give any other interesting facts about your Grand Illusions product and install?

It really looks like an expensive painted custom wood fence.

What do you like best about your Grand Illusions product?

I like the overall look of it and the fact that it's going to be a lot less maintenance than the fence we had previously.

TESTIMONIAL FROM THE FENCE CONTRACTOR

"The customer had a green lattice fence that was deteriorating. I told them that we can fix, but we'll be back again and again. I suggested they just fix the whole thing now. The (Grand Illusions Color Spectrum) Patio White (L101) matte finish softened the look. The regular white is a bit too bright. The Patio White dresses up the house considerably. The customer is very pleased with it.

The job laid out perfectly. I Didn't even have to make any cuts. It came out exact. We went around trees and took the time. The Illusions Old English product worked out really good in that respect. A little planning ahead of time and it came perfect."



PATIO WHITE (L101)
VSQ68-4
OLD ENGLISH LATTICE

THE NEW FACE OF AMERICAN LANDSCAPING



GRAND ILLUSIONS
COLOR SPECTRUM

www.illusionsfence.com

V3700-6 Tongue and Groove Vinyl Privacy Fence with Straight Top Classic Victorian Pickets show in Barn Red (L107)

This week's photos highlight a terrific install of V3700-6L107 Grand Illusions Color Spectrum Barn Red (L107) vinyl T&G privacy fence with straight top Classic Victorian pickets by Mills Fence of Glastonbury, CT.

So your customer has a white house with red trim? What's a fencer to do?

A good old fashioned classic white fence could always work? It's safe and it does its job nicely. We will happily continue to produce it. But, for the sake of argument, it has been done before. Over and over... and over again.

Take a look at the above install. The homeowner went in the completely opposite direction. They didn't match the fence to the dominant white house color. Instead they went with the red accent color. The red of the fence matches perfectly to the trim of the garage and the red deck and railing.

They certainly could have gone with classic white and it would have been fine. It would have been the status quo. The Joneses would have been thrilled that yet someone else was trying to keep up with them.

But instead they picked the V3700-6 in L107 Barn Red! Which laughs at the Joneses as it passes them right by. This house, more importantly, this fence, stands out proudly in an overwhelmingly vast sea of white fences.

Friends... Molds were meant to be broken, and we're providing you with the hammer.



BARN RED
V3700-6L107



THE NEW FACE OF AMERICAN LANDSCAPING



GRAND ILLUSIONS
COLOR SPECTRUM

www.illusionsfence.com

BLACK (L105) V700-4L105 AND VPEROE-4 PERGOLA

TESTIMONIAL FROM THE FENCE CONTRACTOR

We took the time to speak with the installer about the technical aspects of this install. Here's what he had to say:

“This job was a bit difficult. What was different about it was the stairway was pitched to allow for water to run down one side. So in order to get the pergola top level and square, I had to individually cut the bottoms of the posts perfectly in order to sit correctly. Then I took about two feet off of the first two posts, then cut them in half to create four 1' pieces to cut as a pattern for the real posts. On these small “pattern posts,” I cut them so the angles would fit perfectly. Then I could transfer those angles when I cut the real posts so as to not make a mistake. This way I only cut once because I had a perfect pattern. I used 1-3/8” heavy wall pipe and hammer drilled the holes, inserted them, filled them with Eastern Quick Set, and then filled the posts over them with concrete so when it hardened inside the post, it would grab the pipe and hold it securely. I also use small hammer drill bits to pre-drill holes for gate hardware when you have the concrete in the post.

All in all I had no trouble doing all of this with the Grand Illusions Color Spectrum products. I just handled them with a little more care. I left the wrapping on a little longer than usual in some cases. Even after all that, I only had a couple of little touch up areas. Nothing major at all. They were easily taken care of with the provided touch up color match.

The color choice for the install was customer based. There was also black chain link in the back that they may have used to help make their decision.

As for the fence up on the wall... Unfortunately the wall had a footing that came out and we had to drill with a similar tactic to the pergola. It wasn't a big deal as I always have the equipment to handle installs like this on my truck. A hammer drill, and pins (1-3/8” heavy wall pipe) on the truck just in case we get ledge, stone or any other situation when you can't just put them in the soil.

I've done quite a few Grand Illusions projects so far and people love it. It's like people being able to have their cake and eat it too.

The longevity of vinyl with the look of cedar or painted wood. I'll give you a for instance. We're doing a job right now where we're pulling an 8' high wooden fence that still has a lot of life left in it to replace it with a Grand Illusions fence just because the homeowner doesn't want the maintenance anymore. She just wants her yard to look perfect and maintained and is willing to sacrifice a few more years of declining wood fence to just not have to worry about it.”

TESTIMONIAL FROM THE HOMEOWNER

John from Providence, RI

“I heard about Grand Illusions Color Spectrum through our fence company. I've known them for a while. They had showed me a variety of products. What I found is that I liked the look of the Illusions fence styles and the Grand Illusions colors. I thought it was a masculine looking better made product. I simply chose the black because I feel it's a timeless color that goes with anything. What do I love best about the fence other than the color? It keeps the dog in the yard.” :)



BLACK (L105)
V700-4L105 AND
VPEROE-4 PERGOLA

THE NEW FACE OF AMERICAN LANDSCAPING



V3700-6W103 Tongue and Groove Vinyl Privacy Fence Shown in Grand Illusions Vinyl WoodBond Walnut (W103)

Springtime- quite arguably the most beautiful time of the year. Colors abound in newly awakened landscapes bringing out the beauty in everything around it. And of course, spring will eventually give way to summer with its lush greens and a whole new crop of colorful flowers all begging you to come outside and enjoy your surroundings.

Well, that's wonderful for those 6 months, but what about the rest of the year? Should your customers just hide their eyes and ignore their yard as the trees become bare?

Why not offer them something that has year round appeal?

Take a look at the above pictures. Sure, the landscape is looking a little quiet, but that's OK. Thanks to the Walnut V3700-6 sitting right behind it, you don't really notice it.

Think of that same fence in white, it would highlight the trees, practically putting a lighted sign next to them saying "look, dead trees!"

This fence does the opposite of that, it takes the focus off of the skinny, sleeping trees, and draws your eye to itself. So really, which would you prefer to look at? Chances are your customer will feel the same way.

Remember Friends... Molds were meant to be broken, and we're providing you with the hammer.



WALNUT
V3700-6

THE NEW FACE OF AMERICAN LANDSCAPING

GRAND ILLUSIONS
VINYL
WOODBOND
WOODGRAIN VINYL FENCE
TM

www.illusionsfence.com

SLATE GRAY (E105) & BLACK(L105) VRT6/8-42 RAILING

TESTIMONIAL FROM THE INSTALLER


“(Grand Illusions Color Spectrum Vinyl Railing) Is a really good product that looks very sharp. I had a lot of flexibility with my ordering due to the fact that there are so many options. This was a tough job because it was a retro fit. Even so, I had no problem working with the Illusions Vinyl Railing System. The staircases were a real challenge, but the Illusions brackets worked great.

We also installed the Eastern Ornamental Aluminum fence around the pool which was great.

We’ll be doing a large portion of the property sometime this spring with a matching style.”



SLATE GRAY &
BLACK
VRT6/8-42
RAILING



THE NEW FACE OF AMERICAN LANDSCAPING



VRT8-3 Shown in Mahogany (W101) & Antique White (E111)

Who says commercial applications have to be boring?

Sure, a white or a beige fence or railing will get the job done. But why just “get it done” when you can make it stand out? Take a look at the above install. The Grand Illusions WoodBond Mahogany T-rail top rail looks like a fortune was spent to get real Mahogany wood! In reality the installer was able to give the illusion of real wood, but without the headache and cost of maintaining it.

And it's not just a pretty face. The WoodBond process is done on top of EverStrong Profiles 100% Pure Virgin Vinyl profiles. There are no inferior ingredients here. You're getting top commercial performance combined with classic beauty.

So Let your commercial customers know they don't have settle for just performance or just style, but they can, in fact, have it all in one package.



MAHOGANY (W101) &
 ANTIQUE WHITE (E111)
 VRT8-3

THE NEW FACE OF AMERICAN LANDSCAPING



VRT8-3 RAILING WITH 8" X 8" MAJESTIC POSTS

Illusions Vinyl Railing VRT8-3 Majestic 8" x 8" Posts

What we have here is a classically traditional Victorian type home. What better way to accent it than with Illusions traditional railing sections with a T-rail top! The porch is a fantastic display of stonework that creates a wonderful backdrop for the well designed landscape. Something that beautiful requires something as equally beautiful to really bring it to life. The railing sits nicely atop the porch, calling for you to come sit behind it and take in your surroundings with a cool glass of lemonade.

The installer attached the sections directly to the existing columns using the Round Column Adapter kit (VRTR-RAK). The round columns alternate with shorter square Majestic 8x8 posts. The 8x8's have Majestic caps with Coachman caps on top to complete that classic look. Finally, the 8x8 post skirts finish up the job and match pretty well to the existing porch post bases.

Nothing seems out of place, but rather all of the parts make up a whole that is simply complimentary.

TESTIMONIAL FROM THE CONTRACTOR

"It's a big Victorian home that needed to replace their old railing and structural columns. They initially had full approx. 10' sections that spanned between the load bearing columns with no middle posts. I thought the spans between the columns would look so much nicer if they were split with smaller sections and Illusions Majestic 8" x 8" posts. I brought down both 5" x 5" and 8" x 8" posts for the homeowner to look at. Once she saw the difference, it was an easy decision for the customer to spend a little more to get the better looking posts.

The old post at the bottom of the stairs in the back had a similar post cap (to the ones seen on the 8" x 8" Majestic Posts in the images) in wood. So we tried out a couple variations, ball, teardrop, etc., but the Coachman made the most sense. We brought out all the different samples of the balusters and top rail and the Classic Victorian won out because it just seemed to fit the house better. In order to comfortably attach the railing to the 10" columns, we used the R-Rail x 8" Round Column Adaptor Kit (VRTRRAK). They worked great.

Dealing with the Illusions product itself left no error which saved time on labor. Everything fit perfectly and worked nice and tight.

I initially quoted the job without seeing the house through a contractor I do a lot of work with. But after seeing the job, I knew the 8" x 8" Majestic posts would stand out and look that much nicer. The homeowner was a little taken back when she thought I was hitting with a few extras, but once she saw the samples, and got my vision, she was blown away with the end product.

The Homeowner is completely ecstatic. She loves it and I've gotten a few quotes out of it already."



VRT8-3 RAILING
WITH 8" X 8"
MAJESTIC POSTS



THE NEW FACE OF AMERICAN LANDSCAPING



www.illusionsvinylrailing.com

BROWN (L106) & ADOBE (L108) VRT8-3

What do you get when you mix the best vinyl railing in the industry with state of the art coating technology?

The ability to turn any job from good to amazing!

Take a look at the above install. You have a brand new contemporary home complete with gorgeous stonework, a series of subdued earth hues blending perfectly together. Sure, you could do this railing in beige and it would have been a good job. But, they didn't. They took that extra step and blended together Brown (L106) and Adobe (L108) and made this job a standout. The railing sits majestically above the beautiful stonework, perfectly melting into the color scheme.

So you have a choice.

You can be "good."

OR...


You can take your jobs up a couple notches to "amazing!"

TESTIMONIAL FROM THE CONTRACTOR

This is a beautiful mansion in Muttontown, NY. This particular color combination was chosen by the customer. I showed them the Grand Illusions color sample fan. From this, they were comfortably able to choose the colors that would best fit the accents of their home's exterior. The owners liked the idea of the Brown (L106) posts with the Adobe (L108) railing. I simply measured it up, gave the order to Eastern, and in a couple of weeks we had the material and I was installing it.

Installing the Illusions product is very easy and the delivery and packaging were perfect. They even gave me a little touch up paint to pass along to the homeowner in case of any future blemishes. Everything went well with no problems.

My customers are so happy. They are extremely pleased with the material as well as the installation my company did. I use the Grand Illusions products all the time. So far I am very happy with them. In the beginning when the Grand Illusions product line first started, there were a couple of issues here and there that Eastern quickly took care of. But that was a long time ago and I haven't had any since.



BROWN (L106) &
ADOBE (L108)
VRT8-3

THE NEW FACE OF AMERICAN LANDSCAPING



www.illusionsvinylrailing.com



GRAND ILLUSIONS
COLOR SPECTRUM

GRAND ILLUSIONS
VINYL
WOODBOND
WOODGRAIN VINYL FENCE

PHOTOS AND TESTIMONIALS

BLACK (L105) V300-6